

# DRC Confiscated Major Contraband

## Correctional Institution Inspection Committee

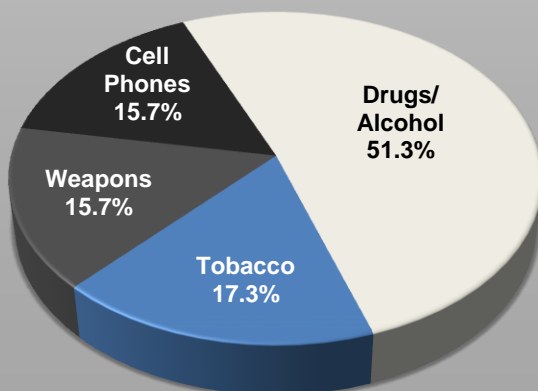
March 24, 2016

### Contraband Definition

**Administrative Rule (AR) 5120-9-55 distinguishes between two types of contraband, “minor” and “major”:**

- **Minor Contraband:** refers to items possessed by an inmate without permission and: (a) The location in which these items are discovered is improper; or (b) The quantities in which an allowable item is possessed is prohibited; or (c) The manner or method by which the item is obtained was improper; or (d) An allowable item is possessed by an inmate in an altered form or condition.
- **Major Contraband:** Refers to items possessed by an inmate which, by their nature, use, or intended use, pose a threat to security or safety of inmates, staff or public, or disrupt the orderly operation of the facility. Major contraband also includes any STG/gang material (not included in this brief), deadly weapons, drugs of abuse, intoxicating liquor, cash, etc.
- Inmates found guilty of possession of contraband receive a conduct report and a disciplinary sanction, the severity of which depends on the nature of the contraband.

### FY 2015 Breakdown of Confiscations



### Contraband and Security

- The amount of confiscated major contraband has risen over time. While this could indicate overall greater presence of contraband, it more likely indicates that **staff members are actively searching for and reducing contraband on the compound**. For example, RIC1 engages in monthly inmate property checks, which likely has resulted in the higher amount of contraband found and confiscated.
- Unsurprisingly, major contraband has a strong correlation with violence. Illegal substances and weapons in particular are commodities in prison that can result in conflicts between rival gangs or individual inmates. Confiscating contraband is an important goal of prison security.
- Contraband enters an institution through staff, visitors, the mail, or is simply thrown over the fence. In the prison economy, supply and demand dictate prices significantly inflated beyond street value. DRC has increased efforts to intercept major contraband.

### Key Statistics

The number of confiscations of cellphones, drugs/alcohol, weapons, and tobacco increased **63.9 percent** from FY 2013-2015.

In FY 2015, there were **6,497 occurrences** of confiscated cellphones, drugs/alcohol, weapons, and tobacco. **Drugs/Alcohol were the most prevalent of the four categories.**

**Ross Correctional Institution** had the highest number of confiscations from FY 2010-2015 with **3,188**.

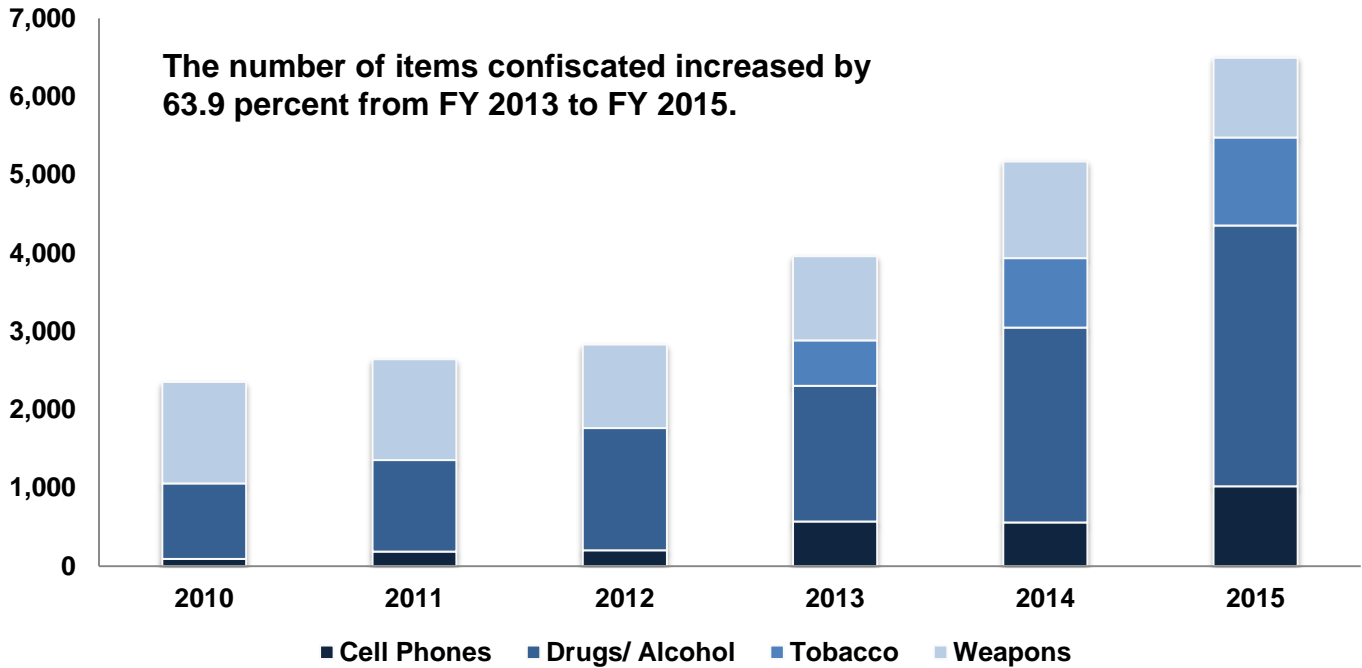
Richland Correctional Institution, a Level 1/2 security facility, confiscated more cellphones, drugs/alcohol, weapons, and tobacco than all but one of the Level 3 facilities.

**Level 3** facilities generally confiscated the greatest number of cellphones, drugs/alcohol, weapons, and tobacco.

# Major Contraband



## Confiscated Major Contraband by Year FY 2010 – 2015

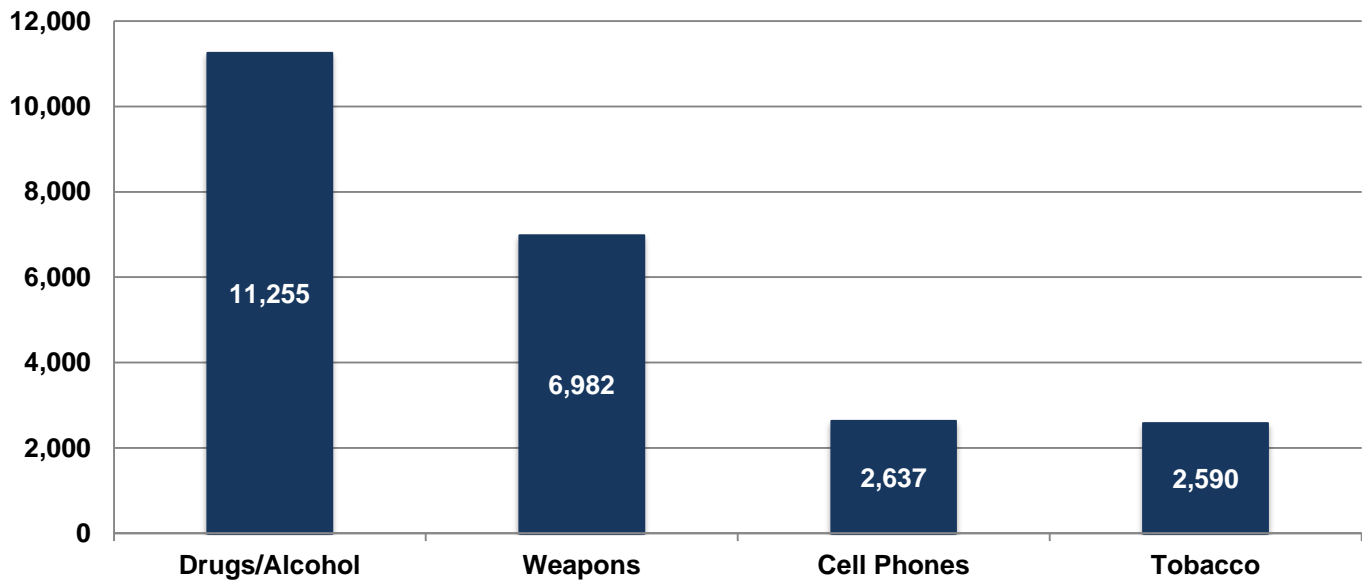


\* Data provided by the Ohio Department of Rehabilitation and Correction.

\*\* Tobacco data was not available for FY 2010-2013.

\*\*\*The above data includes only the stated four categories and does not include other types of major contraband.

## Confiscated Major Contraband by Type FY 2010 – 2015

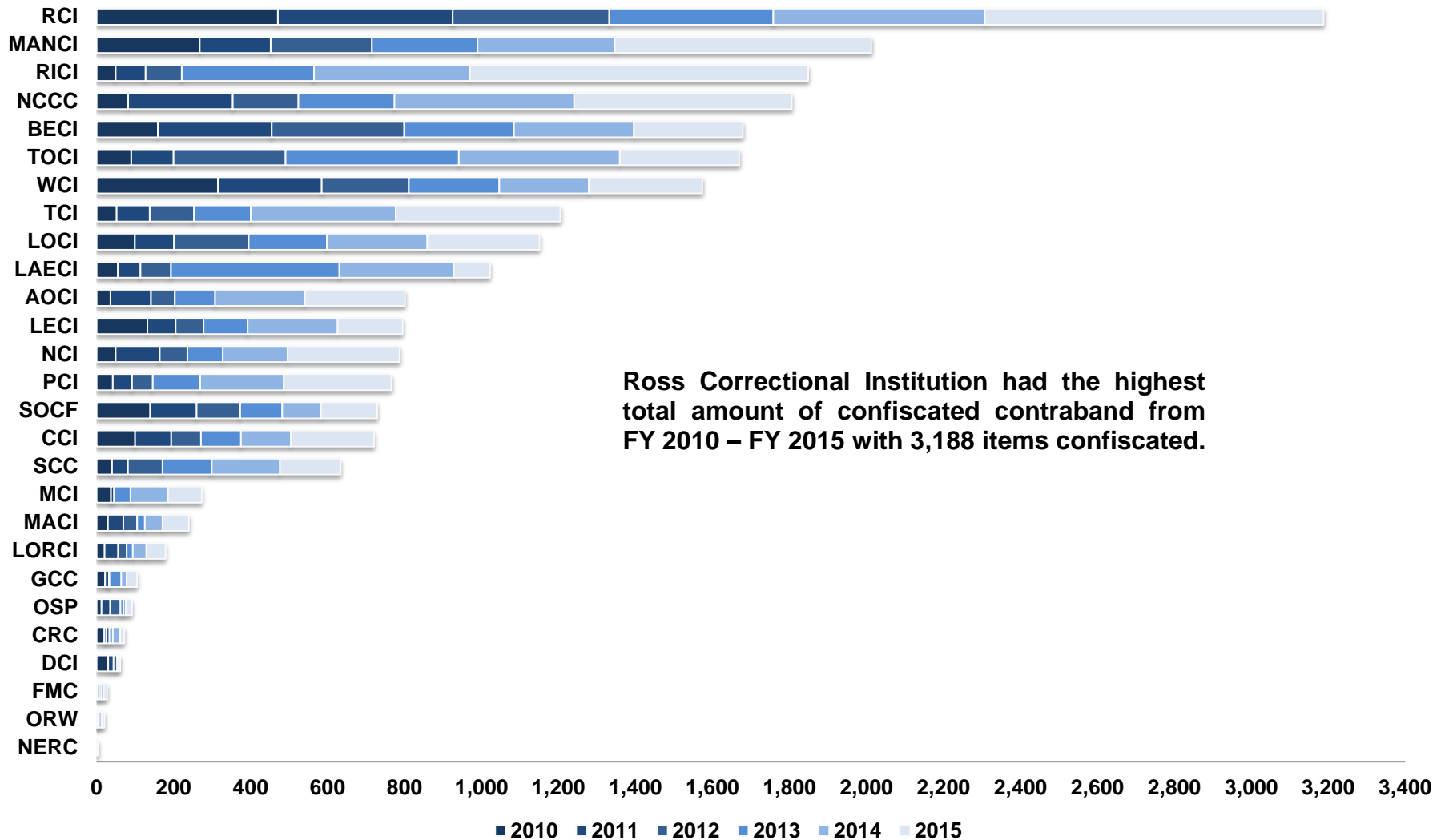


\* Data provided by the Ohio Department of Rehabilitation and Correction.

\*\* Tobacco data was not available for FY 2010-2013.

\*\*\*The above data includes only the stated four categories and does not include other types of major contraband.

## Total Confiscated Cell Phones, Drugs/Alcohol, Tobacco, and Weapons FY 2010 - 2015

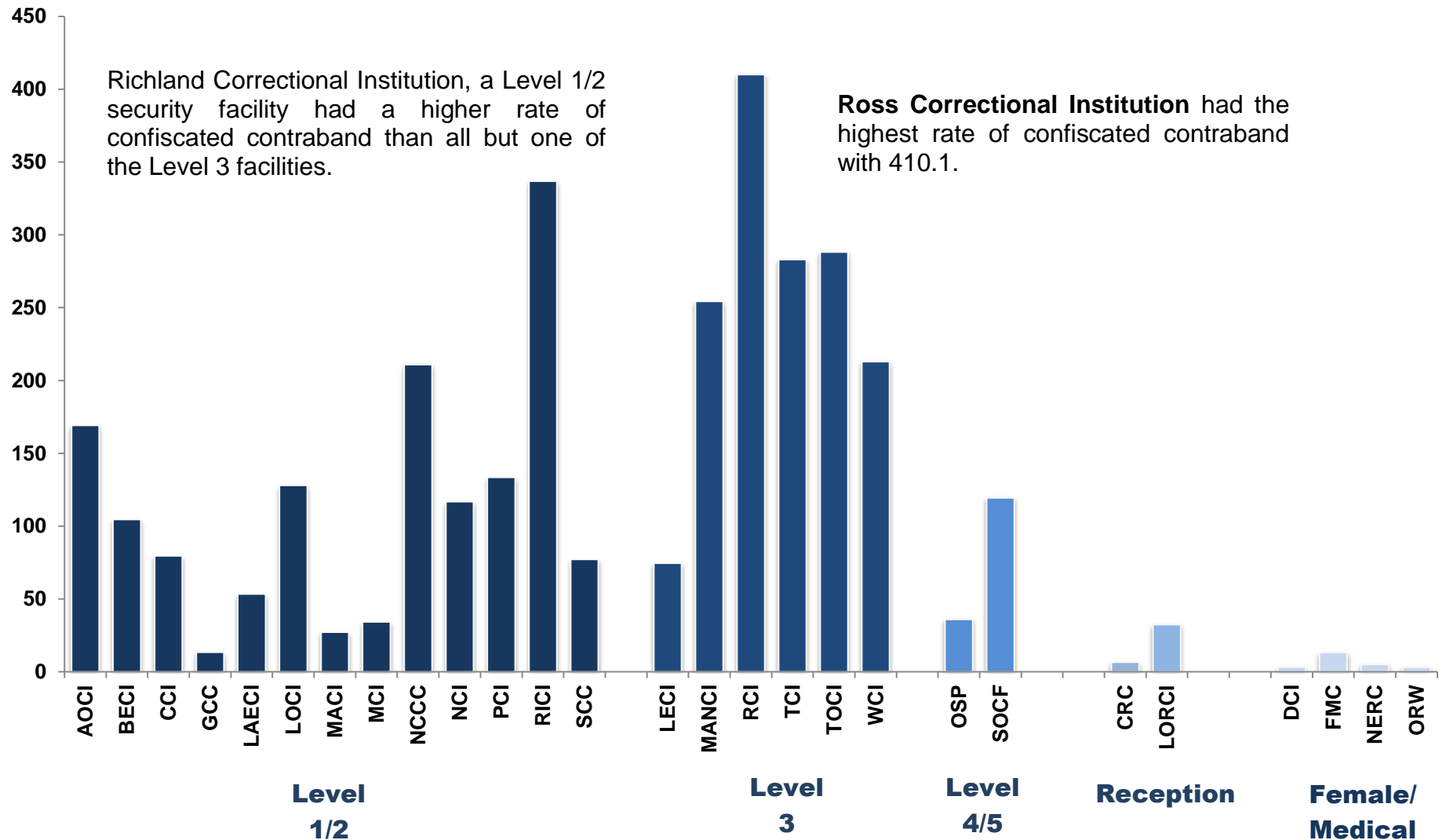


\* Data provided by the Ohio Department of Rehabilitation and Correction.

\*\* Tobacco data was not available for FY 2010-2013.

\*\*\*The above data includes only the stated four categories and does not include other types of major contraband.

## Rate of Confiscated Major Contraband (per 1,000 inmates) FY 2015



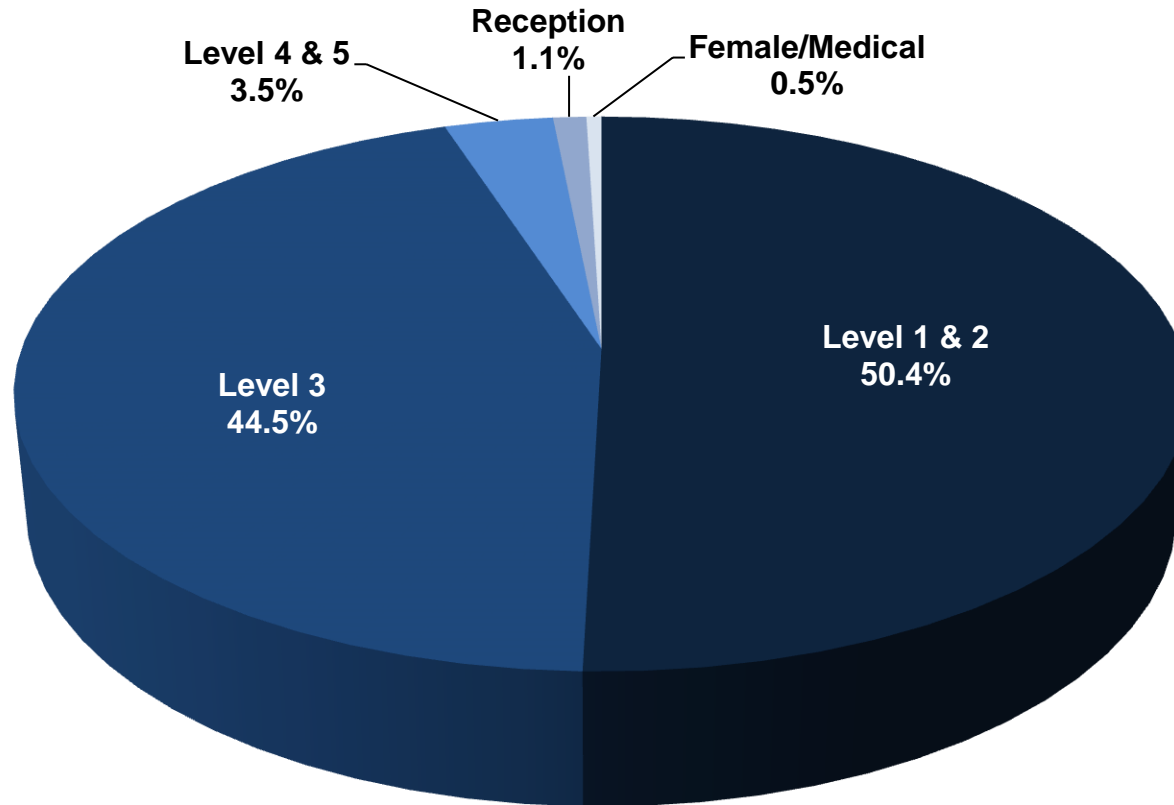
\* Data provided by the Ohio Department of Rehabilitation and Correction.

\*\* Note RIB convictions does not represent total number of incidents as an inmate could have been found guilty of two or more rule violations in one incident.

\*\*\*The above data includes only drugs/alcohol, weapons, cellphones, and tobacco and does not include other types of major contraband.

## Confiscated Cellphones, Drugs/Alcohol, Tobacco, Weapons by Security Level FY 2010-2015

**Level 1 (minimum) and Level 2 (medium)** institutions had the highest percent of confiscated cellphones, drugs/alcohol, tobacco, and weapons from FY 2010 – FY 2015. However, **Level 3 facilities** account for a fifth of the DRC population and **44.5 percent** of confiscated contraband for these categories.



\* Data provided by the Ohio Department of Rehabilitation and Correction.

## Confiscated Cell Phones, Drugs/Alcohol, Tobacco, and Weapons Statistics

Institution	2013		2014		2015		TOTAL
	Number	Rate	Number	Rate	Number	Rate	Number
AOCI	105	66.7	233	143.7	260	169.3	598
BECI	285	105.3	312	114.4	283	104.6	880
CCI	104	38.5	130	46.7	216	79.7	450
CRC	9	5.1	19	10.5	11	6.6	39
DCI	0	0.0	5	5.5	3	3.3	8
FMC	5	10.7	7	14.5	8	13.4	20
GCC	31	16.0	14	7.0	27	13.5	72
LAECI	438	248.4	297	167.4	94	53.4	829
LECI	114	44.4	234	91.6	169	74.6	517
LOCI	203	89.1	261	114.5	292	128.0	756
LORCI	16	10.7	35	25.4	50	32.5	101
MACI	20	8.6	46	19.4	69	27.3	135
MANCI	275	110.0	356	141.5	667	254.4	1,298
MCI	43	16.6	97	37.5	88	34.3	228
NCCC	250	94.0	467	174.0	565	211.0	1,282
NCI	92	36.8	168	67.1	291	116.9	551
NERC	1	1.8	0	0.0	3	5.1	4
ORW	3	1.3	7	2.8	8	3.2	18
OSP	7	14.4	7	15.6	16	36.0	30
PCI	123	57.4	217	102.4	280	133.6	620
RCI	426	213.9	550	265.2	880	410.1	1,856
RICI	344	137.3	405	161.1	879	336.9	1,628
SCC	128	63.3	177	85.4	158	77.2	463
SOCF	109	81.7	101	83.5	146	119.5	356
TCI	147	135.2	377	247.5	428	283.1	952
TOCI	450	351.2	418	365.0	311	288.2	1,179
WCI	235	167.1	233	166.8	295	213.0	763
<b>Total</b>	<b>3,963</b>	<b>79.5</b>	<b>5,173</b>	<b>102.4</b>	<b>6,497</b>	<b>128.7</b>	<b>15,633</b>

Correctional Institution Inspection Committee

Riffe Center, 77 S. High Street, 15<sup>th</sup> Floor, Columbus, Ohio 43215, PHONE (614) 466-6649, FAX (614) 466-6929